



Meyer Burger Glass


Product type: MB_TG120ByB_XXX


370 – 390 Wp


For maximum stability and utilizing the full potential of the sun from all sides: **Bifacial heterojunction high-performance solar module with SmartWire Connection Technology (SWCT®).**





- 


Made in Germany. Designed in Switzerland.
Production and development according to the highest quality standards.
- 

Highly profitable
More energy yield over the same area even on cloudy or hot days.
- 

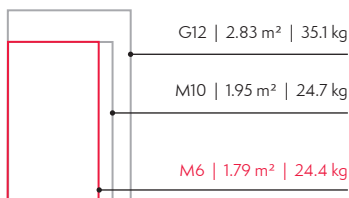
Extremely durable
Outstanding cell stability and high breakage resistance thanks to patented SmartWire Connection Technology.
- 

Consistently sustainable
Regional value creation, made without lead and PFAS, produced using 100 % renewable energy.
- 

Guaranteed reliability
Industry-leading 30-year product and performance warranty.
- 

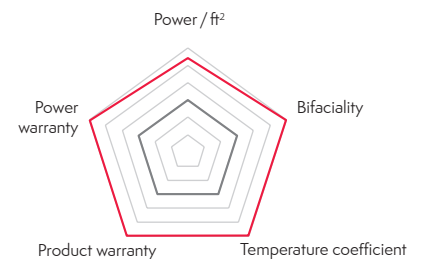
Extremely aesthetic
Elegant Swiss design suitable for all roof shapes and sophisticated architecture.
- 

Extremely practical
Convenient handling, maximum layout flexibility and maximum system performance thanks to compact format.



* Size formats compared

○ Meyer Burger
○ Market average



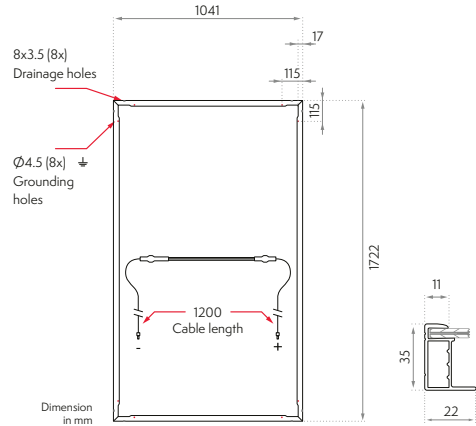
Mechanical specification

Dimensions [mm / in]	1722 x 1041 x 35 / 67.8 x 41.0 x 1.4
Weight [kg / lbs]	24.4 / 53.8
Front cover	Tempered solar glass, 2.0 mm / 0.08 in, with anti-reflective surface
Back cover	Solar glass, 2.0 mm / 0.08 in
Frame	Black anodized aluminum
Solar cell type	120 half-cells, mono n-Si, HJT with SWCT® bifacial cell technology
Junction boxes	3 diodes, IP68 rated in accordance with IEC 62790
Cable	PV cable 4 mm ² / 12 AWG, 1.2 m / 47.2 in length in accordance with EN 50618
Connectors	1: n.a. ; 2: MC4-Evo2; 3: UKT Energy PV-CO02; 4: TE Connectivity PV4-S1 in accordance with IEC 62852, IP68 rated only when connected

Packages

68.3 in	41.3 in	51.2 in	1678 lbs	30 modules	max. 2 pallets	26 / 780 pallets / modules	26 / 780

Delivery by container or truck. For truck freight, 0.76 loading meters per pallet and stacking factor 2 apply.



Electrical specification¹

Product type: MB_TG120ByB_XXX*

Power class	Efficiency		Power**			Short circuit current			Open circuit Voltage			Current at MPP		Voltage at MPP			
	η	η	P_{max}			I_{sc}			V_{oc}			I_{mpp}					
	[%]	[%]	[W]			[A]			[V]			[A]					
	STC ²	NMOT ³	STC	BiFi135 (BNPI) ⁴	BiFi300 (BSI) ⁵	NMOT	STC	BiFi135 (BNPI)	BiFi300 (BSI)	NMOT	STC	BiFi135 (BNPI)	BiFi300 (BSI)	NMOT	STC		
370	20.6	280	370	414	461	8.3	10.3	11.5	12.8	42.2	44.5	44.6	44.7	7.8	9.8	35.8	37.7
375	20.9	283	375	419	466	8.4	10.3	11.6	12.9	42.3	44.6	44.6	44.7	7.8	9.9	36.2	38.0
380	21.2	287	380	424	471	8.4	10.4	11.6	12.9	42.3	44.6	44.7	44.8	7.9	9.9	36.5	38.4
385	21.5	292	385	429	476	8.4	10.4	11.6	12.9	42.4	44.7	44.7	44.8	7.9	10.0	36.9	38.7
390	21.8	295	390	434	481	8.4	10.4	11.6	12.9	42.5	44.8	44.8	44.8	7.9	10.0	37.1	39.1

Bifaciality factor [%] ϕ_{max}^P 90 ± 5 ϕ_{sc}^I 90.7 ± 5 $\phi_{V_{oc}}^V$ 99.7 ± 5

* XXX = power class, y = connector type ** Power tolerance -0 W / +5 W for STC

Temperature coefficients

Temperature coefficient of I_{sc}	α	[%/K]	+0.033
Temperature coefficient of V_{oc}	β	[%/K]	-0.234
Temperature coefficient of P_{MPP}	γ	[%/K]	-0.259
Nominal Module Operating Temperature	NMOT ³	[°F]	109 ± 3.6

The temperature coefficients stated are linear values.

Properties for system design

Max. system voltage	[V]	1500
Overcurrent protection rating	[A]	25
Max. test load +/- (downforce / uplift)*	[lbs/ft ²]	125.3/83.5
Max. design load +/- (downforce / uplift)	[lbs/ft ²]	83.5/55.6
Safety class		II
Fire type (UL 61730)		29
Operation temperature	[°F]	-40 to +185

*Safety factor for test load = 1.5

Certificates

IEC 61215:2016, IEC 61730:2016, UL 61730-1, UL 61730-2, PID (IEC 62804), Salt Mist (IEC 61701)

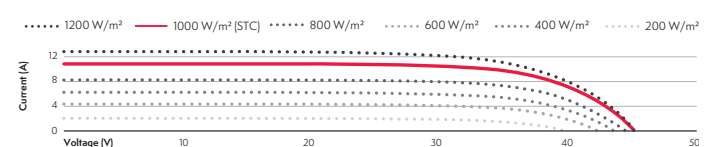
Notice: All data and specifications are preliminary and subject to change without notice.

For installation and operating instruction, please refer to installation guide, version 1.0.5_UL

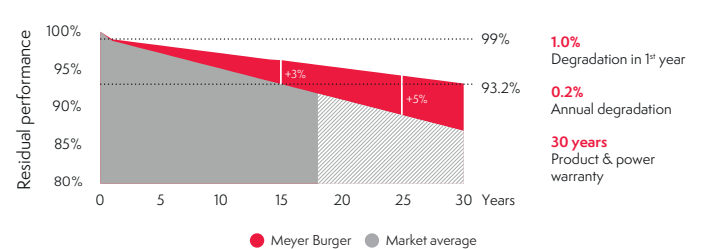


Visit us at meyerburger.com

I-V curves at different irradiances



Meyer Burger warranty



Test procedure according to IEC standard

Market standard	1x IEC
Meyer Burger materials testing	3x IEC

¹ Measurement according to IEC 60904-3, measurement tolerance: ±3%, monofacial measurement with rear side covered
² STC: Irradiance 1000 W/m², module temperature 25°C, AM1.5G spectrum
³ NMOT: Nominal Module Operating Temperature, with irradiance 800 W/m², AM1.5G spectrum, ambient temperature 20°C
⁴ According to TÜV 2 PFG 2645/11.17, with a rear irradiance of 135 W/m²
⁵ Calculated according to IEC 61215:2016