

Logistics information

Valid for the following Meyer Burger solar roof tiles:

MEYER BURGER TILE - Product type: MB_BF6B1B_17

MEYER BURGER SLATE - Product type: MB_BF6B1BSG_17

1. Introduction & dimensions

Introduction

At Meyer Burger, we believe in a synergetic relationship between the production and packaging of our products and the environment. We ensure that the amount of material used for our packaging is minimal, but at the same time of high quality. Unless otherwise stated, the following information refers to the solar roof tiles, hereinafter referred to as tiles, „Meyer Burger Tile“ and „Meyer Burger Slate“.

Pallet transportation

This document contains instructions for the use and handling of pallets of Meyer Burger Tiles. Following these instructions will ensure that the solar roof tiles are in the best condition when they arrive at the installation site. Incorrect handling or failure to follow these instructions may result in damage or injury and may void the product warranty.

Quality

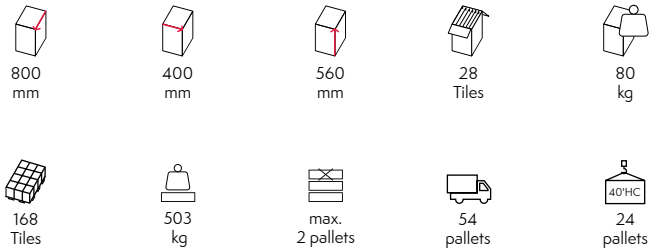
Meyer Burger carries out a quality check before and during the loading of all pallets. The transport vehicles are only loaded if they are safe and ready for use. The transportation company and the driver are responsible for ensuring that each delivery vehicle has appropriate load securing. Vehicles without suitable load securing measures will not be loaded. Loading without the use of loading straps in trucks to secure the pallets may result in transportation damage to the pallet(s) and/or solar roof tile(s), which may invalidate the warranty. If loading straps are used to secure pallets, make sure that they are correctly attached, as over-tightening can result in damage to the solar roof tile(s) or the pallet(s).

Recycling

Meyer Burger strives to keep the packaging of solar roof tiles to a minimum and - wherever possible - to use environmentally friendly packaging materials. This minimizes waste and materials that need to be disposed of at the installation site.

The wooden pallets can be reused or recycled. The paper and cardboard packaging of Meyer Burger pallets can also be largely recycled. We recommend that you inform yourself about all applicable procedures. All packaging and pallets must be recycled in accordance with local guidelines and regulations.

Dimensions of transport and packaging units



Measurements of transport pallets

Length [mm]	1200
Depth [mm]	800
Height of single pallet stack [mm]	1264
Height of double pallet stack [mm]	2384
Total weight pallet + tiles [kg]	503
Number of tiles per pallet [pcs]	168
Number of pallets per truck [pcs]	54
Number of tiles per truck [pcs]	9072

2. Transport and logistics instructions

Packaging materials

Pallet	Wood
Support plate for tiles	Corrugated board
Top cover	Corrugated board
Strapping bands	Polyester

Pallet & frame marking

The following information can be found on the short side of the pallet:

- Serial numbers
- Product name
- Performance class
- Barcode list
- Delivery bill

Storage and transportation

Stacking in the warehouse	2 pallets (max.)
Stacking during transportation	2 pallets (max.)

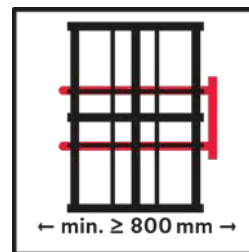
Notes

- The Tiles must be stored dry and protected from the weather until installation. The transport pallets do not provide sufficient protection for storing the tiles outdoors.
- Pallets may be stored in double decks (maximum 2 pallets on top of each other). Only Euro pallets are permitted for stacking. It is imperative that the pallets are positioned exactly on top of each other.
- It is recommended to move the pallets individually and not in a double stack.
- Unevenness should be driven over slowly
- No foreign goods may be placed on the pallets and the pallet with the Tiles can be placed or stacked in boxes.
- The tiles may only be touched with clean gloves on the frame.
- When unpacking the tiles, the front side is protected against scratches. etc.
- When unpacking the tiles from the pallet, ensure that the tiles, boxes and pallet are stable. The pallet, boxes and tiles must be secured against falling over.

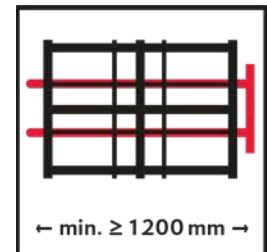
Minimum dimensions of transport forks

	Single/double stacking only	
Forklift truck	Long side	≥ 1.2 m
	Short side	≥ 1.75 m
Pallet jack	Long side	-
	Short side	≥ 1.75 m

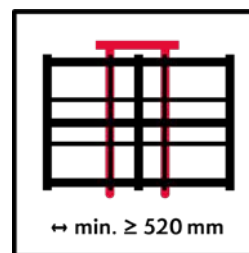
Fork length long side




Fork length short side



Minimum distance forks



Caution with unevenness



Notes

- Pallets should only be loaded and moved using suitable industrial trucks.
- The minimum distance between the transport forks is 520 mm.
- When lifting over the long side of the pallet, the forks rest on the reinforced cross struts.
- The forks must be selected and positioned in such a way that they do not come into contact with the solar roof tiles under any circumstances. Therefore, the fork lengths listed above must be observed in order to avoid transport damage to the lowest boxes or solar roof tiles.
- Meyer Burger accepts no liability for damage caused by improper handling of the pallets during onward transportation.
- Operators must ensure that the vehicles used for Meyer Burger pallets can guarantee the specified load safety.
- Technical data is subject to change without prior notice. The current version of the data sheets can be found at: www.meyerburger.com